

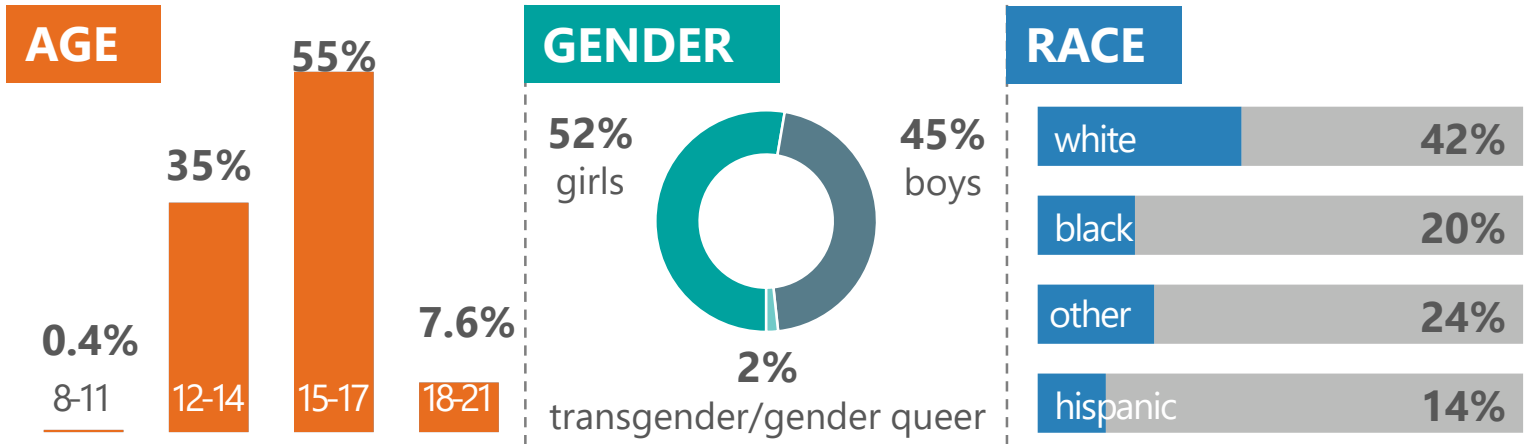
IDENTIFYING AND REDUCING ADOLESCENT RISK FACTORS IN (ORGANIZATION)

2021 RAAPS DATA



The Rapid Assessment for Adolescent Preventive Services© (RAAPS) is a validated risk screening and coaching system developed to support professionals in addressing the risk factors impacting health, well-being, and academic success in youth¹. In 2021, 28,167 youth completed RAAPS.

WHO COMPLETED THE RAAPS?



POSITIVE CHANGE IN RISK OVER TIME

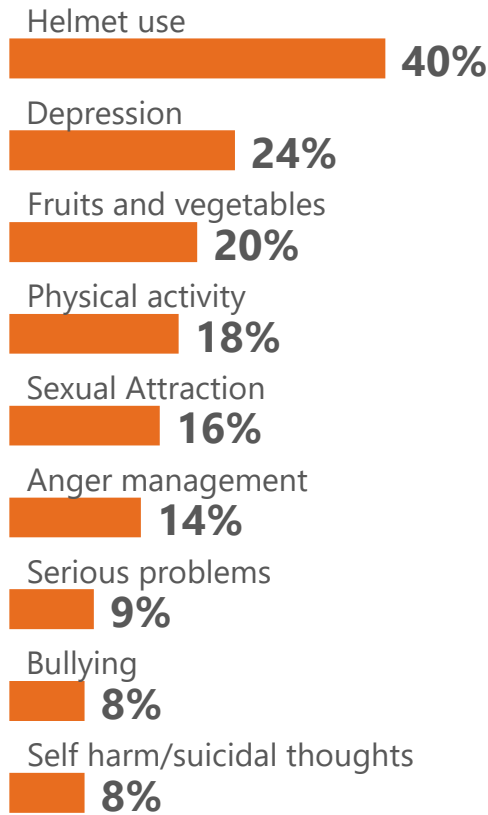
A year-end review of 7,786 youth who completed the RAAPS twice between 2020 and 2021 shows that organizations using RAAPS are making significant differences in the lives of youth. The number in bold-italics shows the overall change in percent for each **risk factor**.

TOP RISK FACTORS	At Risk Initial	Improvement in Identified At Risk Youth Initial to Follow-up
Helmet Use	34%	41% <i>now use a helmet</i>
Depression	24%	47% <i>now managing their depression</i>
Sexual Activity	17%	10% <i>no longer sexually active</i>
Fruits and Vegetables	17%	48% <i>now eating daily fruits and vegetables</i>
Physical Activity	17%	50% <i>now regularly active</i>
Anger Management	12%	51% <i>now managing their anger</i>
Serious Problems	9%	65% <i>resolved serious problems or worries</i>
Drug Use	7%	33% <i>no longer using substances</i>
Self Harm/Suicidal Thoughts	7%	52% <i>no longer reporting suicidal thoughts</i>
No Adult Confidant	7%	66% <i>now report having an adult confidant</i>

2021 TOP 10 RISK FACTORS BY AGE

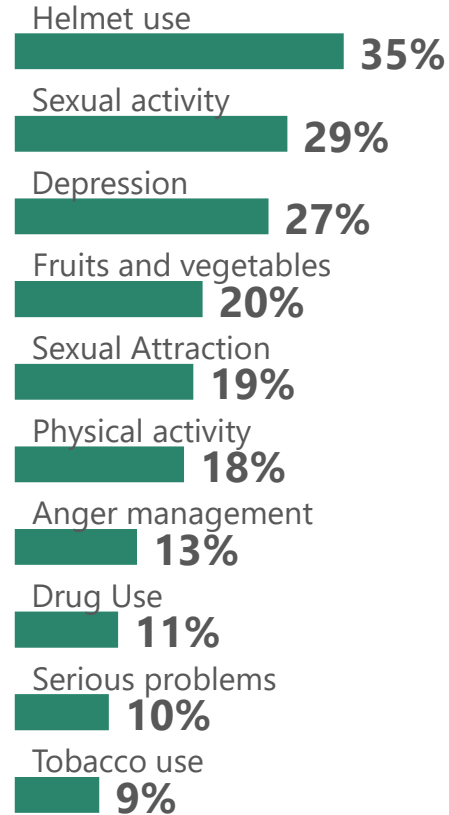
YOUTH 12-14 YEARS OLD

% of those that are **at risk** for these factors



YOUTH 15-17 YEARS OLD

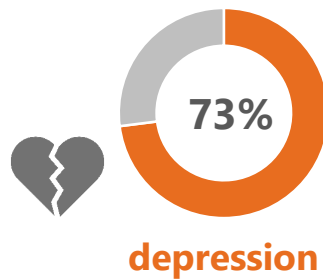
% of those that are **at risk** for these factors



FOCUS ON 12-14

12 to 14 year olds are more likely to report **being bullied** than 15 to 17 year olds.

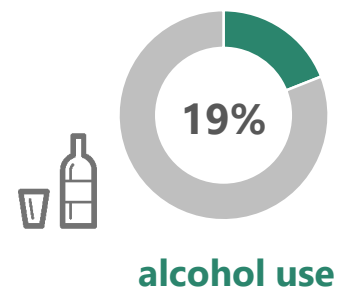
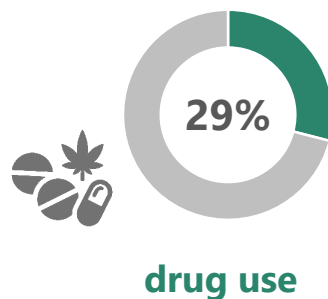
12 to 14 year olds **reporting being bullied** are even more at risk as they are also more likely to report...



FOCUS ON 15-17

15 to 17 year olds are more likely to report **sexual activity** than 12 to 14 year olds.

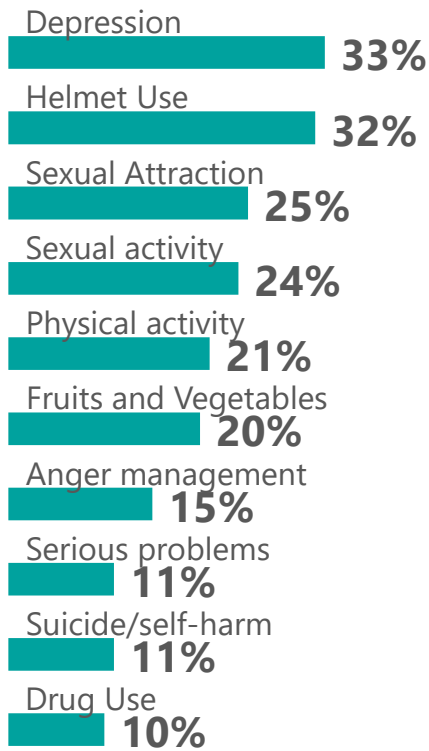
15 to 17 year olds **reporting sexual activity** are even more at risk as they are also more likely to report...



2021 TOP 10 RISK FACTORS BY GENDER

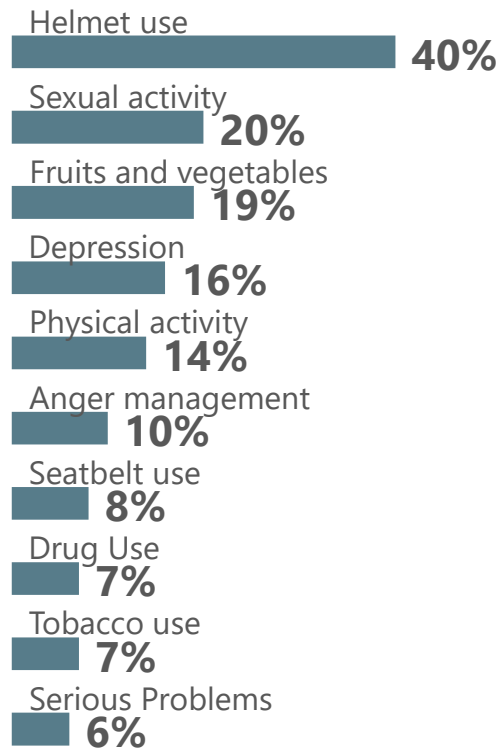
IDENTIFIED AS GIRLS

% of those that are **at risk** for these factors



IDENTIFIED AS BOYS

% of those that are **at risk** for these factors



FOCUS ON GIRLS

Girls are more likely to report **being depressed** than boys.

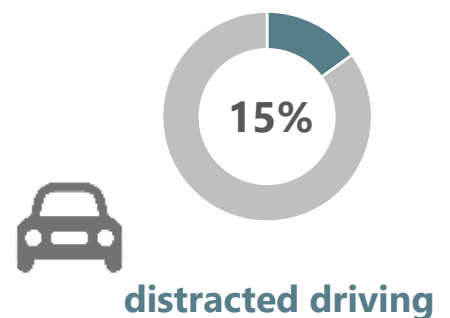
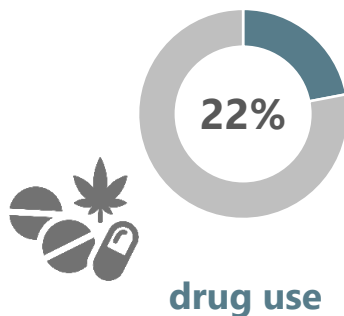
Girls **reporting being depressed** are also more likely to report...



FOCUS ON BOYS

Boys are more likely to report **less seatbelt use** than girls.

Boys **reporting less seatbelt use** are even more at risk as they are also more likely to report...

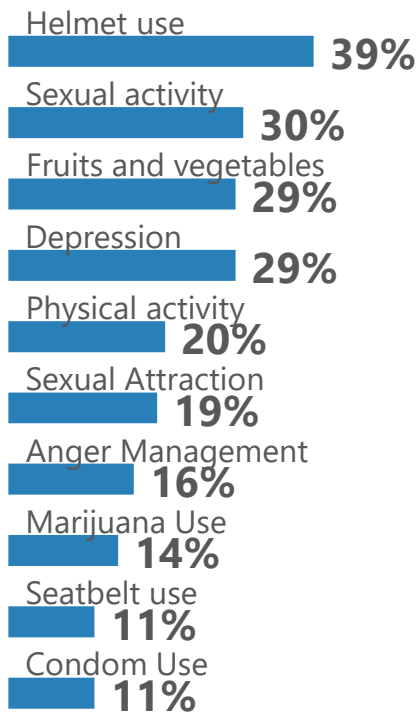


Note: For reporting significance, largest gender populations are featured.

2021 TOP 10 RISK FACTORS BY RACE

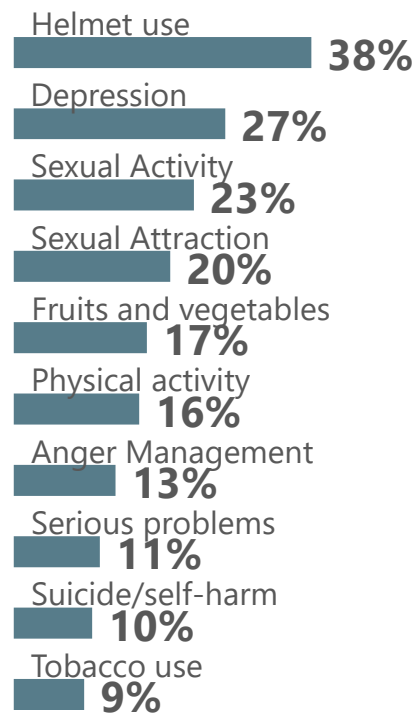
IDENTIFIED AS **BLACK**

% of those that are **at risk** for these factors



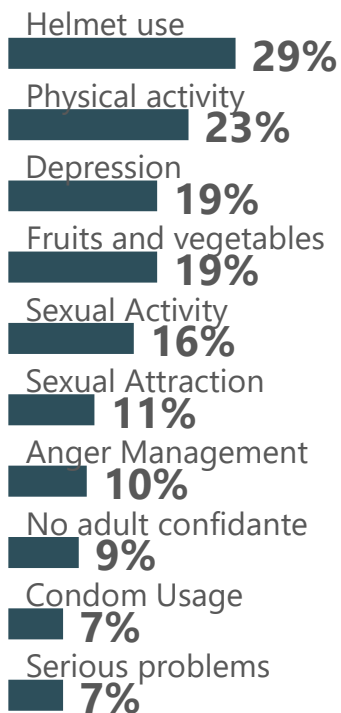
IDENTIFIED AS **WHITE**

% of those that are **at risk** for these factors



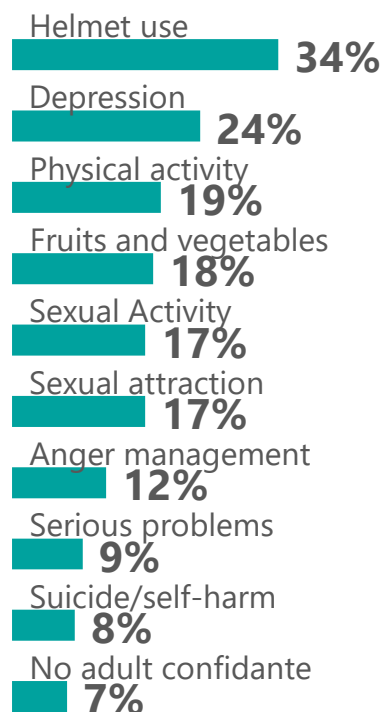
IDENTIFIED AS **HISPANIC**

% of those that are **at risk** for these factors



IDENTIFIED AS **OTHER**

% of those that are **at risk** for these factors



Note: For reporting significance, largest race populations are featured.



To learn more about RAAPS, visit: <http://www.possibilitiesforchange.com/raaps/>